

**Switching ON/OFF**  
Ein-/Ausschalten  
Mise en marche/arrêt  
2 sec = OFF



**Power adjustment**  
Leistungseinstellung  
Ajustement de puissance  
100-75-50%



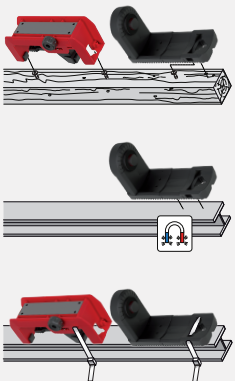
**Status LED**  
LED Status  
Etat LED




**Normal operation**  
Normaler Betrieb  
Fonctionnement normal  
**Instrument locked**  
Gerät gesperrt  
Instrument bloqué

**Low battery**  
Nieder Batteriestand  
Batterie faible  
**Out of level**  
Ausserhalb des  
Sollbereichs  
Hors du niveau


**Adapter Setup**  
Adapter-Einrichtung  
Configuration de l'adaptateur



**Usable with UAL 130**  
Verwendbar mit UAL 130  
Utilisable avec UAL 130



**Usable with Receiver**  
Verwendbar mit Empfänger  
Utilisable avec récepteur



**Quick Start**  
**Schnellstartanleitung**  
**Guide de prise en main rapide**  
Leica Lino L6G



- when it has to be right

**Leica**  
Geosystems

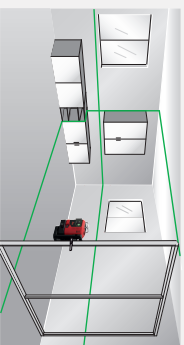
Insert batteries/Li-Ion  
Batterien/Li-Ion einlegen  
Insérer des piles/Li-Ion



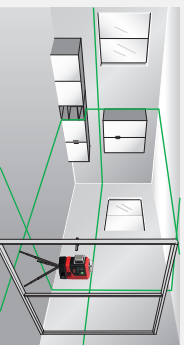
Charging Li-Ion battery  
Li-Ion Batterie aufladen  
Charger batterie Li-Ion



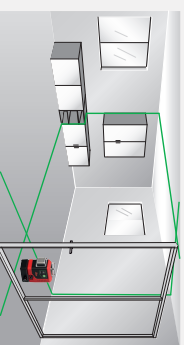
**1x - Laser on/  
Vertical + horizontal mode**  
1x - Laser an/vert. + horizont. Modus  
1x - Laser on/mode vert. + horizont.



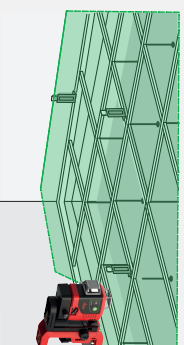
**2x - All on mode**  
2x - All-on Modus  
2x - Mode all on



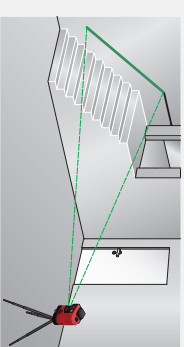
**3x - Layout mode**  
3x - Absteck Modus  
3x - Mode Implantation



**4x - Horizontal mode**  
4x - Horizontaler Modus  
4x - Mode horizontal

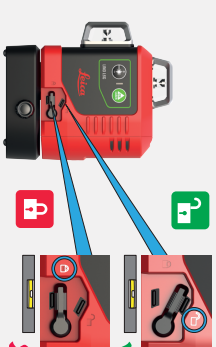


Horizontal mode  
Horizontaler Modus  
Mode horizontal  
**1x**



Vertical mode  
Vertikaler Modus  
Mode vertical  
**2x**

Self levelling/Levelling lock  
Selbstnivellierung/Nivellierungssperre  
Auto-nivellement/blocage du nivellement



Transport



User Manual  
Bedienungsanleitung  
Manuel d'utilisation



[www.leica-geosystems.com](http://www.leica-geosystems.com)



SAP. No. 1913009